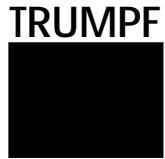


Standard Punching Tool




Enquiry Order

Page _____

Company (stamp) _____ Responsible _____ Order-no. _____ Telephone _____ Fax _____


Please indicate:

Machine type _____ Sheet thickness _____ mm Material _____ Date _____ Date of delivery _____

Quantity	Form				1-33	Description			Dimensions a, b, d, e, l, R, α	Coating		Grinding of punch			Additional keyway		MULTITOOL		Angle position	Price/piece	
	●	■	▬	●		Punch	Die	Stripper		Oxid.	TiCN	flat	Whisper	Rooftop			Stations 2/3/4/5/6/10	Position			

Accessoires and special tools see backside

Comments



Special tool

Enquiry

Order

Date _____ Page _____

Company _____ Responsible _____

Telephone _____ Fax _____ Order-no. _____

Please indicate:


Machine model _____ Sheet thickness _____ mm Material _____

Concerning forming tools: Distance of forming: from the border _____ mm, between each other _____ mm

Forming direction (prefer upward formings!) Upwards Downwards

Are other formings required on the same sheet? No Yes Enclose sketch! _____

Drawing



For further questions _____ Tel. _____ Fax _____

Offer Price _____ Delivery time _____ Working days (after clarifying all technical details) _____

Punch _____ Comments _____

Adjusting ring _____

Stripper _____

Die _____

Total _____
